

## "A Total Solution"



- Level Sensors**  
 A robust, reliable non-processor based probe. Choose from our large range of probe styles that best suit your application.
- Remote Terminal Unit (RTU)**  
 Discrete, IP rated RTU used to remotely communicate level data and alarms off-site. Battery supported for long term operation.
- Data Centre Services**  
 Our Sitewatch™ servers manage the data from your sites and automatically post the level information onto your secure password protected Web pages. Our service provides you complete protection, by sending Email and Text alerts 24/7.
- Project Management and Installation**  
 We have an experienced team of engineers to manage your project, from system design to the installation and final handover.
- Support**  
 We can provide you with short or long term support contracts plus *on or off-site* training of your own employees.



Probe Family

### Level Sensor    Monitoring    Internet



Remote Terminal Unit sends your level data Off-Site. RTU can read multiple probes.

Level Sensor wired to RTU via transmitter. A 4-20mA signal represents level. Relays provide local trip actions.



RTU supports:


- GPRS
- GSM
- PSTN
- Radio
- Ethernet....

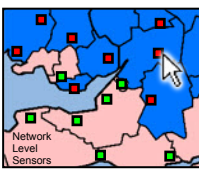
Your own secure, password protected Web pages. Graphical status and history displayed.




Text and Email alerts provide you with protection 24/7.

### Web & SCADA Monitoring Solutions Available....







Certificate No. FM29298